



BILL PAYMENTS FOR THE FUTURE

Education fee payments



Topics covered in the deck



EduSys

A Complete Solution for Institutions

- Changing payments behaviour in the country
- Introduction to BBPS
- Current Scenario of fee payments
- How will Setu - Edusys partnership help Education Institutions?
- Advantages for Institutions using Setu - Edusys Partnership.
- How can parents pay fees?
- Onboarding process



Painting: Life of Nichiren- A Vision of Prayer on the Waves by Utagawa Kuniyoshi



Changing payments behaviour in the country



EduSys

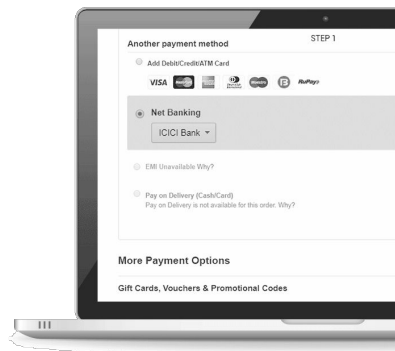
A Complete Solution for Institutions

20 years ago



Offline

Upto 2018



Payment gateways

Today!



UPI
UNIFIED PAYMENTS INTERFACE

B | BHARAT
BILLPAY

G Pay





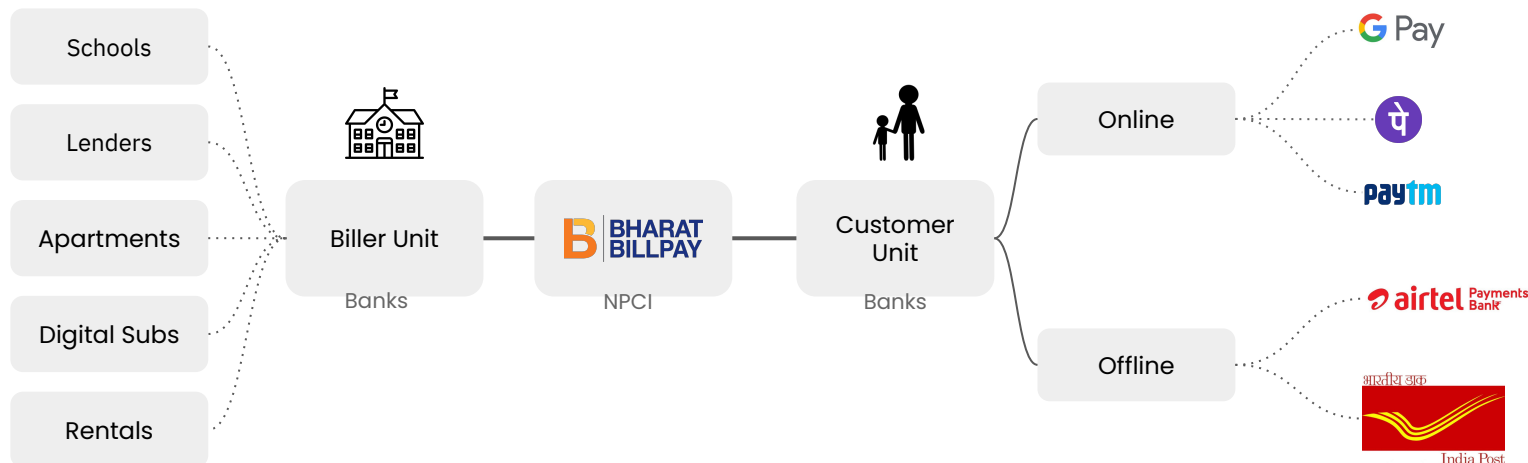
Introduction to BBPS



EduSys

A Complete Solution for Institutions

- Bharat Bill Payments System (BBPS) is a bill payment network managed by NPCI which **enables Education Institutions to collect bill payments** from their customers **across 400+ apps & 3M+ offline touch points**.
- User can search for the biller, fetch outstanding bills and make payments instantly from any BBPS touch point, using any payment method.
- **Edusys** has partnered with **Setu** to take Education institutions live on BBPS seamlessly, in record time.





Current scenario of fee payments



EduSys

A Complete Solution for Institutions

- **Freeze on collecting fees**
 - Education institutions cannot force parents to pay fees.
 - Private schools can start collecting partial fees.
- **Parents are not willing to pay fees**
 - PGs charge as high as 2% convenience fees - parents do not want to pay convenience charges for paying fees.
 - Parents cannot / do not enter school premises to pay fees offline.
- **Lack of convenient methods to pay fees**
 - Parents want to pay fees from payer applications like Paytm, Phonepe, Googlepay, Mobile banking apps etc.
 - Parents cannot fetch outstanding fees, 24*7 on these apps.
 - Parents have to follow up frequently with institutes to get receipts of payments done through bank transfer.



How will Setu - Edusys partnership help Education Institutions?



EduSys
A Complete Solution for Institutions

Education institutions can now go live on BBPS by just enabling Setu integration on Edusys.

Institutions can open 400+ fee payment apps like Paytm, Phonepe, Googlepay, Amazon pay, BHIM, Mobile banking etc. with negligible effort.

This means an increase in fee collections through convenient methods and reduced cost of collection.



Advantages for Institutions with Setu - Edusys partnership



Edusys
A Complete Solution for Institutions



Faster Go live

Setu enables the quickest way to collect through BBPS



Reduce cost of collections

offer flat pricing and ability set up a distributed collections network



Automate operations

Real-time notifications that make operations life simple.



How can parents pay fees?



EduSys

A Complete Solution for Institutions

Parents can pay fees on 400+ apps, some apps :


- Paytm
- Google Pay (Tez)
- Phonepe
- Amazon pay
- BHIM
- Airtel pay
- ICICI bank app / website
- Kotak bank app / website

Among others.

The full list is on :

[BBPS customer apps list 1](#)

[BBPS customer apps list 2](#)



How does the onboarding process work?



Step 1 : Institution activates Edusys Fee collection module



EduSys

A Complete Solution for Institutions

Vashishth Narayan Institute of Mathem...

2019-20

Select Language

0 0

Home » Account Management » Fee Management

☐ Set as Landing Page Screen Help

Fee/Waiver Types

Fee Structure II

Fee Receivables

Special Fee Management

Account Adjustment

Product Ledger

Scholarship Config

Online Fee Transactions

*Academic Year

2019-20

*Course Code

2019-20-Academic-10TH CBSE PMB

*Batch

Short-Term Batch

*Start Date

2019-11-18

*End Date

2020-01-14

Add Fee Details (INR)

Is Fee Structure Generated ?

S.No.	Fee Types	Fee Amount	Payment Frequency	Due Date	Total Late Fee	Tax(%)	Total Fee Amount	Action
1	Admission Fee	1000	1	2020-01-14	0	0	1000	
2	Computer Fee	5000	2	2020-01-14	0	0	5000	
3	Tuition Fee	40000	4	2020-01-14	0	0	40000	
Total Fee Amount		46000						

Generate Fee Structure

Clone Fee Structure

*Academic Year

2019-20

*Course Code

2019-20-Academic-10TH CBSE PMB

*Batch

Select

☐ Override existing Fee Structure ?

Clone Fee Structure



Step 2 : Sign BBPS consent forms



EduSys
A Complete Solution for Institutions

These forms enable us to register the institution as a biller on BBPS.

BILLER CONSENT FORM

Consent of the Biller for Authorisation of the additional default BBPOU

To
The Head, BBPS, NPCI
Unit 302, 3rd Floor, Raheja Titanium
Off Western Express Highway
Goregaon-East, Mumbai-400 063

Dear Ma'am/ Sir,

Name of Biller:

Address of Biller's registered office:

We confirm the abovementioned details, and have agreed to participate in the Bharat Bill Payment System (BBPS) under National Payments Corporation of India (NPCI), with registered office at The Capital, 1001 A, B-Wing, 10th floor, Bandra Kurla Complex, Bandra East, Mumbai 400051.

- a) We hereby authorise **ICICI Bank** (in conjunction with the biller's technical service provider **Setu**) to act as an additional default Bharat Bill Payment Operating Unit (BBPOU) in compliance with BBPS Procedural Guidelines. We understand that only those transactions that are passed through Bharat Bill Payment Central Unit (BBPCU) will be covered under the Settlement Guarantee Mechanism of BBPS.



Step 3 : Institution shares KYC details



EduSys
A Complete Solution for Institutions

Fill [Biller On-boarding form - Education Institutions](#) (Google form link).

School Onboarding form

This form will be used to capture the KYC details of the schools for their on-boarding.

The name and photo associated with your Google Account will be recorded when you upload files and submit this form. Not saar.sep96@gmail.com? [Switch account](#)

*Required

Email address *

Your email address

Registered name of the institution. *

Your answer

Type of institution *

Choose



**Edusys will work with
Setu to take you live on
BBPS.**

